

2020 - 2024 Proposed Capital Improvement Plan (CIP)

Greater Cleveland Regional Transit
Authority

May 14, 2019

Finance & Administration

Office of Management & Budget

and

Engineering & Project Management

Greater Cleveland Regional Transit Authority



Capital Improvement Plan (CIP) Calendar

- August CIP Budget development begins
- September – March Submission and prioritization of projects
- April Finalize projects and funding
- May Presentation of 5-Yr Capital Improvement Plan (CIP) and Public Hearing
- May Adoption of the 2020 CIP Budget
- June Submission of 2020-2024 CIP to NOACA

CIP Goals

- Prioritize capital projects for funding
- Support of the Authority's Strategic Plan
 - Capital Project Ranking Criteria
 - Health and Safety
 - Government Mandates
 - State of Good Repair
 - Ridership/Transit Oriented Development
 - Operating Budget Impact
 - Environmental Impact

Funding Sources

- Federal
 - Formula
 - Competitive
- General Fund Sales Tax
 - Cash
 - Bonds
- State

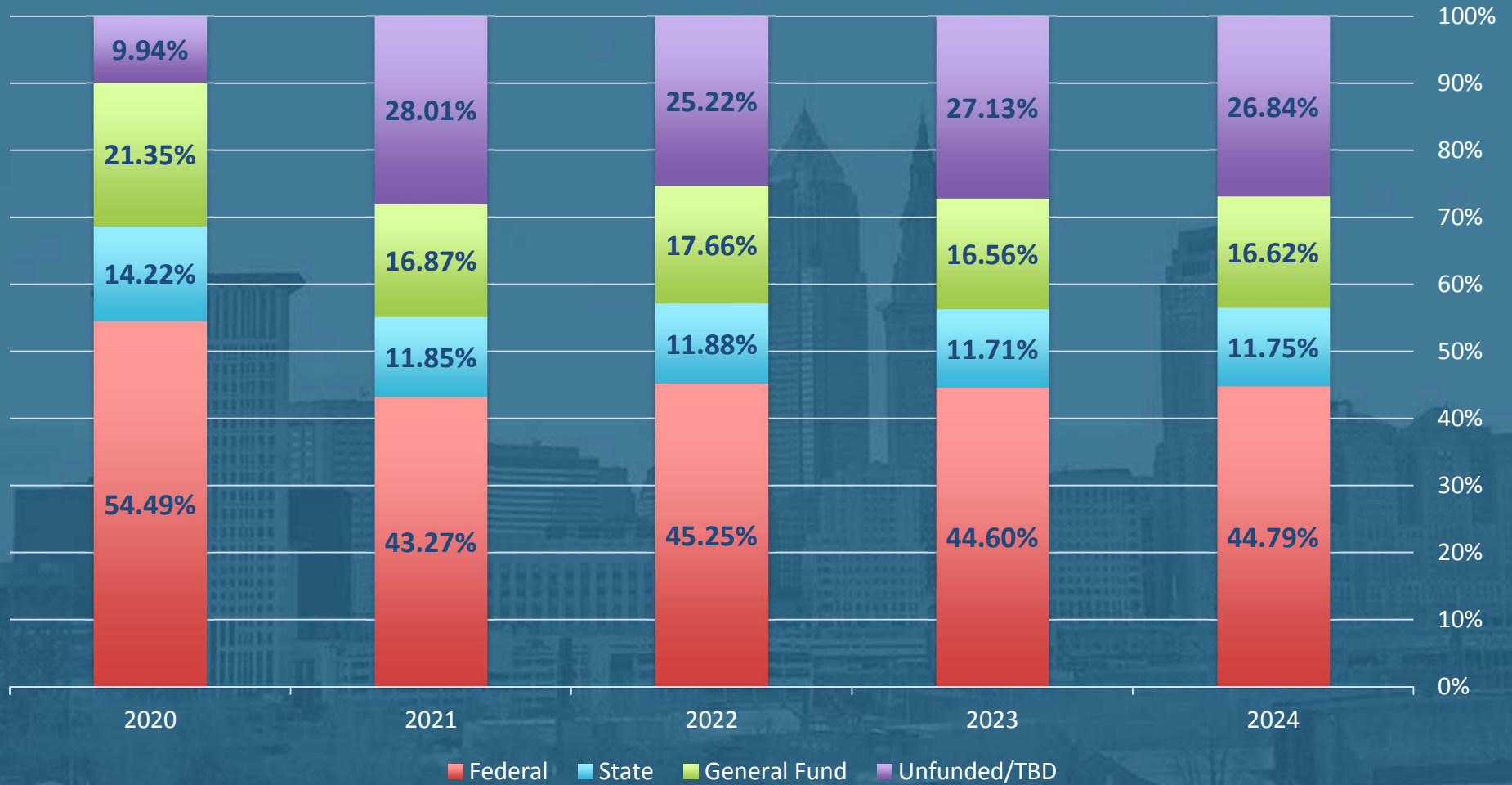
Five Year Plan – Project Category

2020 - 2024 COMBINED CAPITAL IMPROVEMENT PLAN Combined Budget Authority

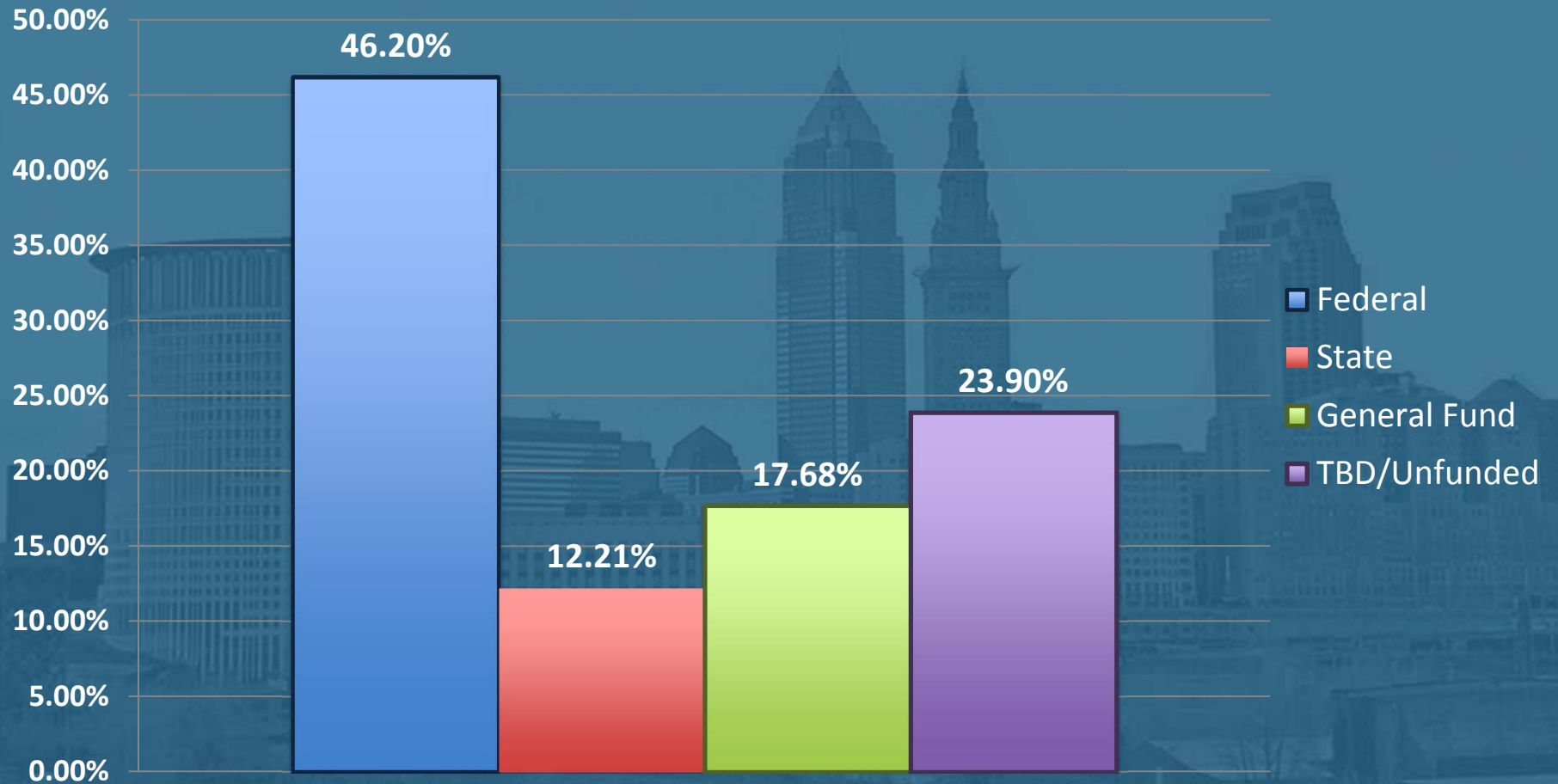
| PROJECT CATEGORY | 2020 Budget | 2021 Plan | 2022 Plan | 2023 Plan | 2024 Plan | 2020-2024 |
|--------------------------------|----------------------|----------------------|----------------------|----------------------|----------------------|----------------------|
| Bus Garages | \$0 | \$0 | \$700,000 | \$4,312,665 | \$1,662,800 | \$6,675,465 |
| Bus Improvement Program | \$21,305,000 | \$21,906,000 | \$22,062,000 | \$20,960,000 | \$20,960,000 | \$107,193,000 |
| Equipment & Vehicles | \$1,459,702 | \$1,645,418 | \$3,065,687 | \$1,143,984 | \$952,000 | \$8,266,791 |
| Facilities Improvements | \$14,779,682 | \$13,913,599 | \$12,214,094 | \$15,002,330 | \$15,229,500 | \$71,139,205 |
| Other Projects | \$2,459,576 | \$2,459,576 | \$2,459,576 | \$2,459,576 | \$2,459,576 | \$12,297,880 |
| Preventive Maint./Oper. Reimb. | \$20,000,000 | \$20,000,000 | \$20,000,000 | \$20,000,000 | \$20,000,000 | \$100,000,000 |
| Rail Projects | \$32,954,362 | \$30,030,973 | \$29,197,680 | \$27,592,286 | \$37,689,081 | \$157,464,382 |
| Rail Car Replacement Program | \$8,000,000 | \$31,250,000 | \$31,250,000 | \$31,250,000 | \$23,250,000 | \$125,000,000 |
| Transit Centers | \$300,000 | \$300,000 | \$300,000 | \$300,000 | \$300,000 | \$1,500,000 |
| TOTALS | \$101,258,321 | \$121,505,566 | \$121,249,037 | \$123,020,841 | \$122,502,957 | \$589,536,722 |



Funding Sources by Year



Five Year Plan – Funding Source



Reserve Fund – Rolling Balances

Reserve Fund Balance Analysis

| | 2017 Actual | 2018 Actual | 2019 Projection | 2020 Budget | 2021 Plan | 2022 Plan | 2023 Plan | 2024 Plan |
|--------------------------------------|-------------------|-------------------|--------------------|-------------------|-------------------|-------------------|-------------------|-------------------|
| Rolling Balances | | | | | | | | |
| Compensated Absences | 1,907,507 | 2,886,027 | 3,621,152 | 3,669,568 | 3,724,040 | 3,781,130 | 3,781,130 | 3,838,047 |
| Fuel | 2,464,621 | 2,493,996 | 2,525,338 | 2,558,966 | 2,596,800 | 2,636,453 | 2,636,453 | 2,676,139 |
| Hospitalization | 1,807,111 | 2,566,707 | 2,598,999 | 2,633,647 | 2,672,627 | 2,713,481 | 2,713,481 | 2,754,327 |
| Rolling Stock | 10,039,508 | 17,605,813 | 23,904,032 | 29,224,004 | 34,661,049 | 40,199,867 | 45,859,809 | 51,550,136 |
| 27th Pay: Salary: 2020 / Hourly 2025 | 1,405,531 | 2,125,446 | 3,443,528 | 2,910,478 | 3,845,763 | 4,797,964 | 4,797,964 | 5,748,802 |
| Total | 17,624,278 | 27,677,990 | 36,093,049 | 40,996,664 | 47,500,279 | 54,128,894 | 59,788,837 | 66,567,452 |

Engineering & Project Management

Greater Cleveland Regional Transit Authority



Farnsleigh Station Reconstruction



Greater Cleveland Regional Transit Authority



East 116th Station



Eng. & Proj. Mgmt. 2020 CIP Highlights

- 2019 Continuing Projects
- Bus Garages
- Rail Projects
- Facility Improvements
- Bus Improvement Program
- Competitive Grants
- Unfunded Projects

2019 Projects Continuing in 2020

- Design

- Tower City East Portal Concrete Repairs
- Cuyahoga Viaduct Phase I

- Construction

- Tower City Tracks 10 & 13 Replacement
- Puritas and Warrensville Substations
- Fiber Optic System Replacement
- Triskett CNG Storage Facility Installation

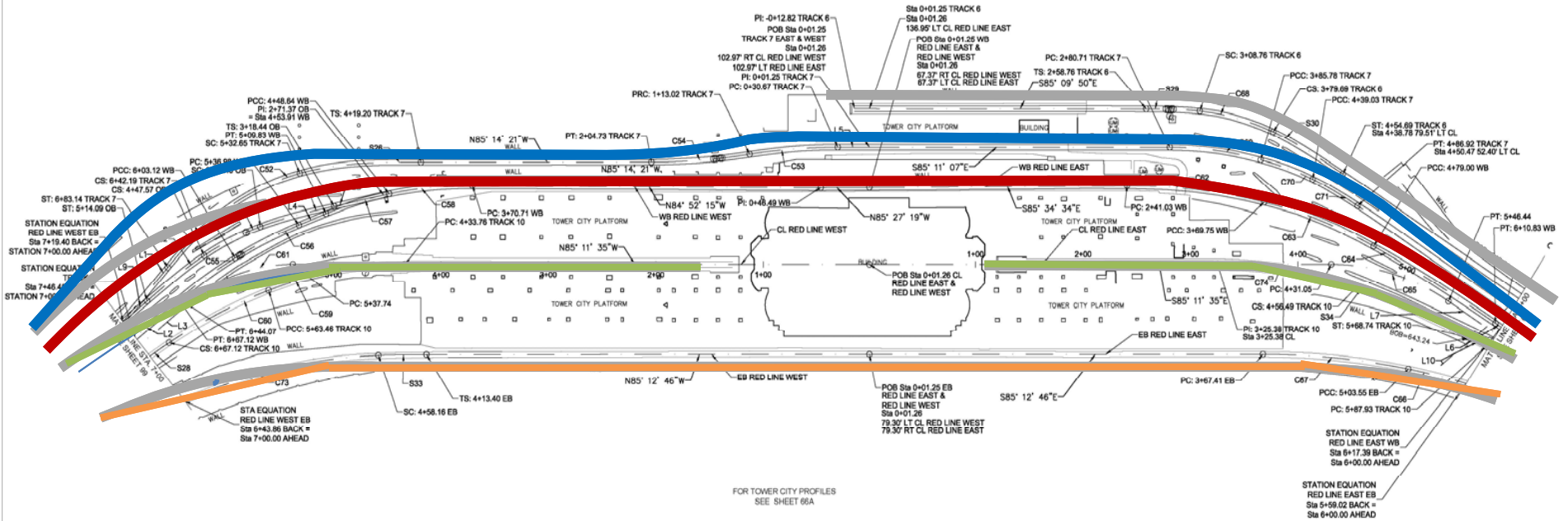

Tower City Tracks

Phase 1

Phase 2

- Track 7
- Track 8

- Track 10
- Track 13



Garage Projects

- Design
 - None
- Construction
 - Triskett Garage CNG Building Upgrades

Rail Projects

- Design
 - West 117th Substation Design
- Construction
 - East 79th Street Station ADA Reconstruction
 - Light Rail Track Rehabilitation East 79th to B/W
 - East 79th to Shaker Square Wayside Signaling
 - Overhead Catenary Repairs
 - Light Rail Retaining Walls – Phase 2
 - Rail Grinding

Facility Improvements

- Design
 - None
- Construction
 - Tower City East Portal Concrete Repairs
 - West 117th Track Bridge Construction

Bus Improvement Program

- 2019/2020 Bus Replacements
 - 9 - 45 ft. Over the Road Coaches for late 2019 delivery
 - 25 - 40 ft. CNG Vehicles for summer 2020 delivery
 - 8 - 60ft. CNG 5-Door BRT HealthLine Vehicles for late 2020 delivery

Unfunded CIP Needs

- \$445M in unfunded projects
 - Rail Vehicles: \$192M
 - Rail Facility & Infrastructure: \$ 28M
 - Track Rehabilitation: \$ 31M
 - Bus Improvement: \$ 63M
 - Engineering, Passenger, Facilities: \$ 61M
 - Technical Support: \$ 46M
 - Bus/Rail Maintenance Facilities: \$ 6M
 - Bridges, Stations, Equipment, Other: \$ 18M
- Secure Additional Funding for Projects

Securing Additional Funding

- FTA formula grants provide a base funding level of approximately \$45 million per year.
- ODOT Office of Transit will administer the distribution of the \$70 million of state funding
- Competitive grants at federal, state, and local level provide majority of funding beyond the base of \$45 million.

Competitive Grants Awarded

- Paratransit Vehicles
 - \$0.6 million NOACA 5310 awarded
- 2021-2023 Bus Improvement Program
 - \$2.0 million OEPA VW awarded
 - \$1.4 million ODOT UTP awarded
- Red Line West Track Rehabilitation
 - \$7.3 million ODOT OTPPP awarded
- West 25th Street Corridor
 - \$0.4 million TOD Planning Grant awarded

Upcoming Grants Submissions

- 2024-2026 Bus Improvement Program
 - \$20.0 million NOACA SFY 2024 - 2025 CMAQ
- Light Rail Track Rehabilitation Program
 - \$12.0 million ODOT OTPPP
- Heavy & Light Rail Vehicle Replacements
 - \$25.0 million BUILD
 - \$24.0 million NOACA STBG program
- Bus & Bus Facilities
 - \$3.0 million FTA Section 5339 Competitive

Public Hearing

- Public Hearing –
 - 2020 – 2024 Capital Improvement Plan

Request

- Staff Requests that the Operational Planning & Infrastructure Committee recommend the 2020 Capital Budget for BOT approval

Questions

Greater Cleveland Regional Transit Authority

