

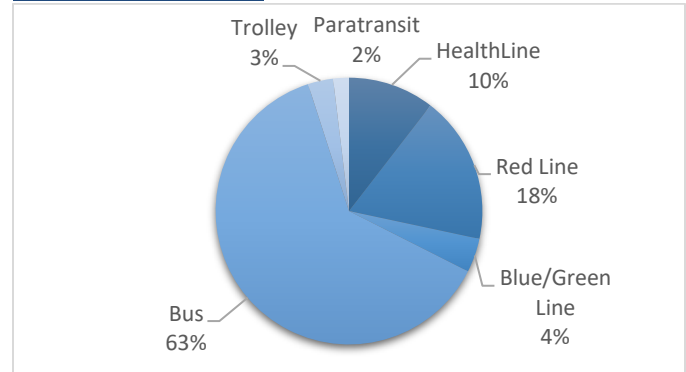


Greater Cleveland Regional Transit Authority Ridership Report: February 2020

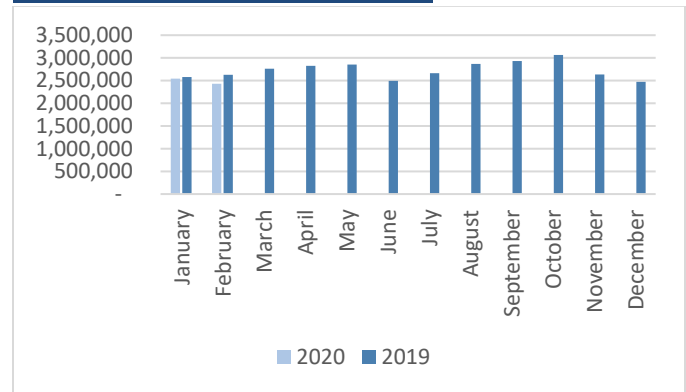
Summary

- Total ridership for February 2020 decreased 5.7% from February 2019
- The year to date goal for total ridership through February is 5.7 million. The actual year to date ridership through February is 5 million, or about 12% below goal
- February 2020 had the same number of weekdays and one more weekend day than February 2019
 - Average weekday ridership decreased 8% from February 2019
 - Average weekend ridership decreased 4% from February 2019

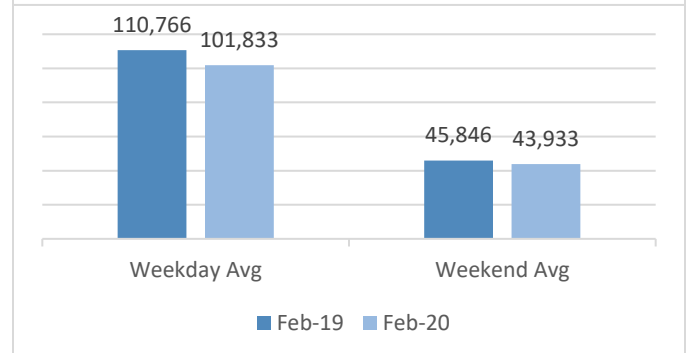
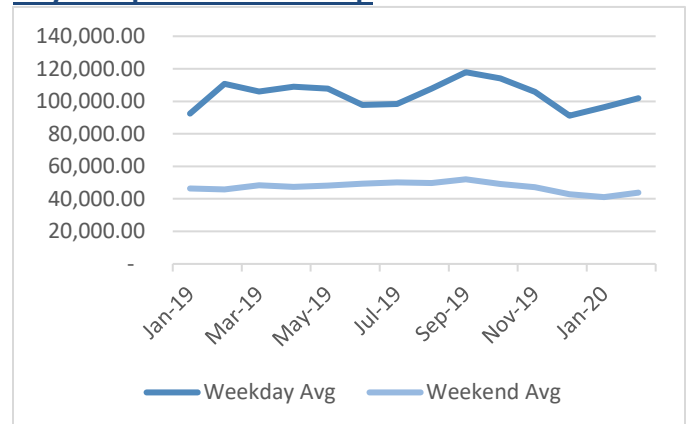
Ridership by Mode



Year to Date Monthly Ridership



Day Composition Ridership



Bus – Total bus ridership for February 2020 decreased 6% from February 2019

- Average weekday ridership decreased 8% from February 2019
- Average weekend ridership decreased 4% from February 2019



Rail – Total rail ridership for February 2020 decreased 8% from February 2019

- Average weekday ridership decreased 10% from February 2019
- Average weekend ridership decreased 5% from February 2019



HealthLine – Total HealthLine ridership for February 2020 decreased 5% from February 2019

- Average weekday ridership decreased 7% from February 2019
- Average weekend ridership decreased 1% from February 2019



Trolley – Total Trolley ridership for February 2020 decreased 5% from February 2019

- Average weekday ridership decreased 6% from February 2019
- Average weekend ridership increased 1% from February 2019



Paratransit – Total Paratransit ridership increased 3% from February 2019

- Average daily ridership decreased 1% from February 2019