



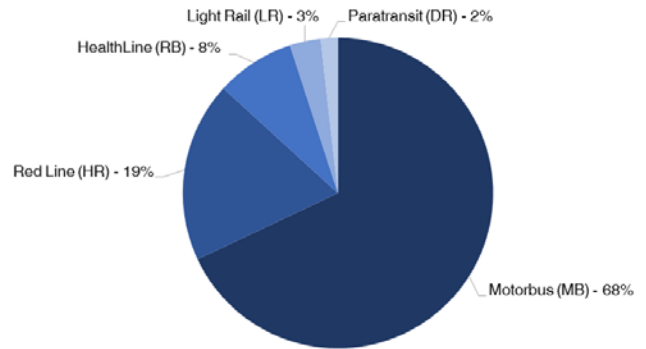
Greater Cleveland Regional Transit Authority

Ridership Report – May 2020

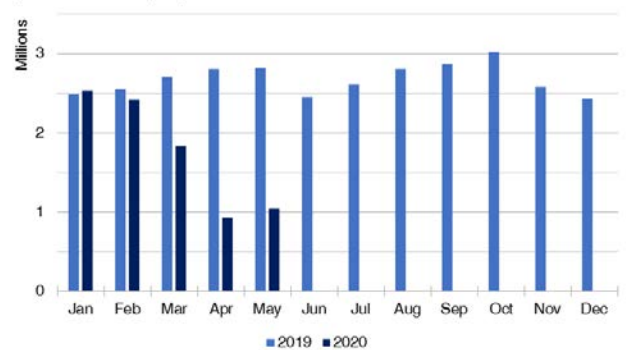
Summary

- The global COVID-19 pandemic and a stay-at-home order in Ohio ending May 19 had a significant effect on system-wide ridership
- Trolley and Park-n-Ride services were suspended effective March 24, affecting the Motorbus mode
- System ridership in May was 1 million, representing 63% fewer riders than in May 2019
 - Average fixed route weekday was 64% lower¹
 - Average fixed route Saturday was 52% lower¹
 - Average fixed route Sunday was 52% lower¹
 - There were two fewer weekdays, and one more Saturday and Sunday in May 2020 than in 2019
- Year-to-date ridership is 8.8 million, representing 35% fewer riders than through May 2019

May 2020 System Ridership by Mode



System Ridership by Month



Motorbus (MB)

Motorbus ridership in May 2020 was 62% lower than in May 2019

- Average weekday was 63% lower¹
- Average Saturday was 49% lower¹
- Average Sunday was 48% lower¹



Red Line (HR)

Red Line ridership in May 2020 was 63% lower than in May 2019

- Average weekday was 64% lower¹
- Average Saturday was 58% lower¹
- Average Sunday was 60% lower¹



Light Rail (LR)

Light Rail ridership in May 2020 was 75% lower than in May 2019

- Average weekday was 74% lower¹
- Average Saturday was 71% lower¹
- Average Sunday was 72% lower¹



HealthLine (RB)

HealthLine ridership in May 2020 was 61% lower than in May 2019

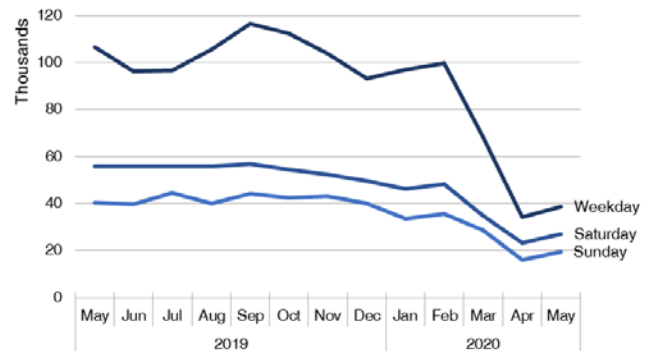
- Average weekday was 62% lower¹
- Average Saturday was 48% lower¹
- Average Sunday was 50% lower¹



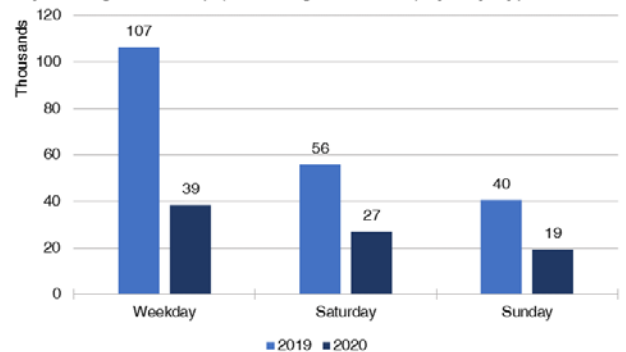
Paratransit (DR)

Paratransit ridership in May 2020 was 63% lower than in May 2019

Average Ridership (excluding Paratransit) by Day Type



May Average Ridership (excluding Paratransit) by Day Type



¹ Average ridership by day type does not include atypical days as defined by the FTA for NTD ridership reporting