



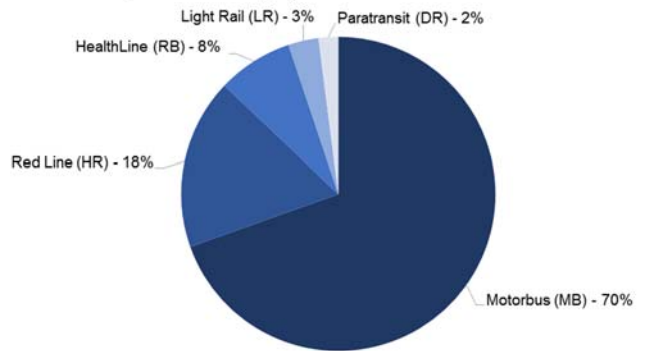
Greater Cleveland Regional Transit Authority

Ridership Report – June 2020

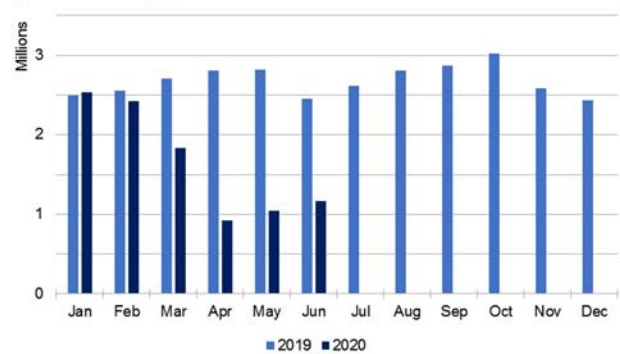
Summary

- The global COVID-19 pandemic had a significant effect on system-wide ridership
- A planned Light Rail shutdown affects ridership from 6/28 – 8/8, affecting the Light Rail and Motorbus modes
- Trolley and Park-n-Ride services were suspended effective March 24, affecting the Motorbus mode
- System ridership in June was 1.2 million, representing 52% fewer riders than in June 2019
 - Average fixed route weekday was 56% lower¹
 - Average fixed route Saturday was 48% lower¹
 - Average fixed route Sunday was 44% lower¹
 - There were two more weekdays and one fewer Saturday and Sunday in June 2020 than in 2019
- Year-to-date ridership is 9.9 million, representing 37% fewer riders than through June 2019

June 2020 System Ridership by Mode



System Ridership by Month



Motorbus (MB)

Motorbus ridership in June 2020 was 53% lower than in June 2019

- Average weekday was 56% lower¹
- Average Saturday was 49% lower¹
- Average Sunday was 45% lower¹



Red Line (HR)

Red Line ridership in June 2020 was 42% lower than in June 2019

- Average weekday was 45% lower¹
- Average Saturday was 38% lower¹
- Average Sunday was 35% lower¹

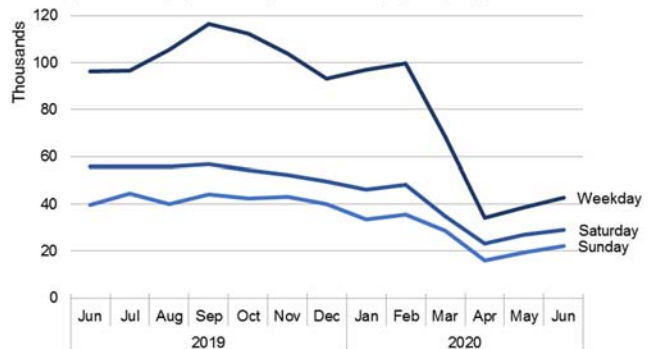


Light Rail (LR)

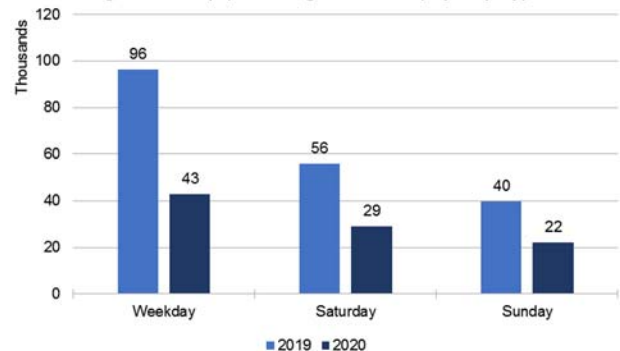
Light Rail ridership in June 2020 was 69% lower than in June 2019

- Average weekday was 72% lower¹
- Average Saturday was 53% lower¹
- Average Sunday was 65% lower¹

Average Ridership (excluding Paratransit) by Day Type



June Average Ridership (excluding Paratransit) by Day Type



HealthLine (RB)

HealthLine ridership in June 2020 was 54% lower than in June 2019

- Average weekday was 56% lower¹
- Average Saturday was 54% lower¹
- Average Sunday was 52% lower¹



Paratransit (DR)

Paratransit ridership in June 2020 was 48% lower than in June 2019

¹ Average ridership by day type does not include atypical days as defined by the FTA for NTD ridership reporting