



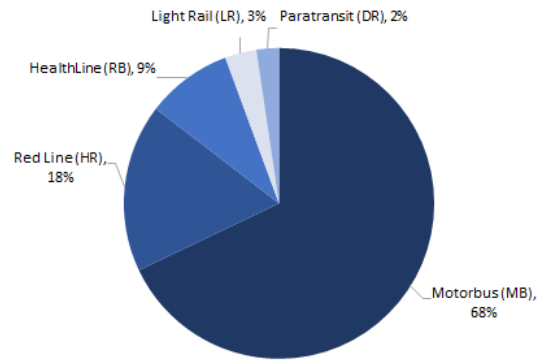
Greater Cleveland Regional Transit Authority

Ridership Report – November 2020

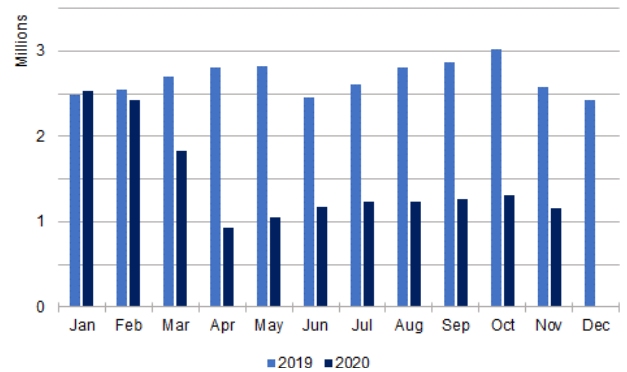
Summary

- The COVID-19 pandemic continued to affect ridership
- Both rail transit modes experienced a significant drop in Sunday ridership due to limited attendance at Browns' home games during November 2020
- System ridership in November was 1.2 million, representing 55% fewer riders than in November 2019
 - Average fixed route weekday was 57% lower¹
 - Average fixed route Saturday was 45% lower¹
 - Average fixed route Sunday was 52% lower¹
- Year-to-date ridership is 16.1 million, representing 46% fewer riders than through November 2019

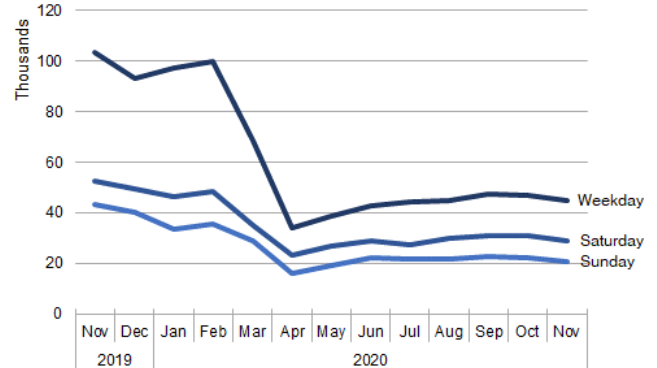
November 2020 System Ridership by Mode



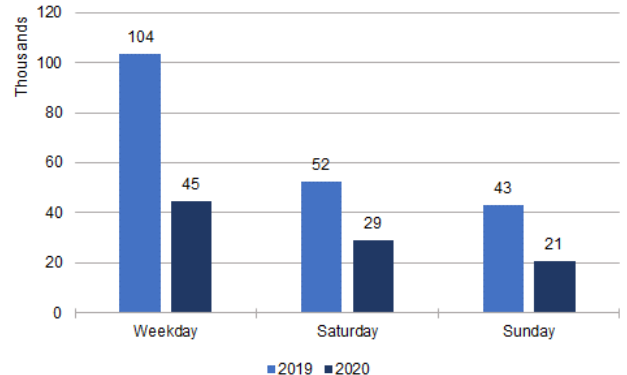
System Ridership by Month



Average Ridership (excluding Paratransit) by Day Type



November Average Ridership (excluding Paratransit) by Day Type



Motorbus (MB)

Motorbus ridership in November 2020 was 54% lower than in November 2019

- Average weekday was 56% lower¹
- Average Saturday was 41% lower¹
- Average Sunday was 45% lower¹



Red Line (HR)

Red Line ridership in November 2020 was 58% lower than in November 2019

- Average weekday was 58% lower¹
- Average Saturday was 54% lower¹
- Average Sunday was 60% lower¹



Light Rail (LR)

Light Rail ridership in November 2020 was 68% lower than in November 2019

- Average weekday was 68% lower¹
- Average Saturday was 56% lower¹
- Average Sunday was 77% lower¹



HealthLine (RB)

HealthLine ridership in November 2020 was 51% lower than in November 2019

- Average weekday was 53% lower¹
- Average Saturday was 41% lower¹
- Average Sunday was 45% lower¹



Paratransit (DR)

Paratransit ridership in November 2020 was 42% lower than in November 2019

¹ Average ridership by day type does not include atypical days as defined by the FTA for NTD ridership reporting